



National Bank Limited

HEAD OFFICE : 18, DILKUSHA COMMERCIAL AREA, DHAKA-1000, BANGLADESH, TEL : PABX No : +88-02-9563081-5, Fax : 88-02-9554314, E-mail: fad@nblbd.com, URL/website : www.nblbd.com, SWIFT : NBLBDDH

Consolidated Balance Sheet (Un-audited) As at June 30, 2018

	As at June 30, 2018	As at December 31, 2017
	Taka	Taka
PROPERTY AND ASSETS		
Cash		
Cash in hand (including foreign currencies)	3,713,768,652	3,432,689,173
Balance with Bangladesh Bank and its agent bank(s) (Including foreign currencies)	19,381,910,870	19,339,323,185
	23,095,679,522	22,772,012,358
Balance with other Banks and Financial Institutions		
In Bangladesh	4,896,387,511	7,263,894,546
Outside Bangladesh	1,843,235,811	722,295,799
	6,739,623,322	7,986,190,345
Money at call and short notice		
	691,300,000	3,601,300,000
Investments		
Government	48,434,388,405	49,125,479,645
Others	9,526,756,963	8,300,002,998
	57,961,145,368	57,425,482,643
Loans and advances		
Loans, cash credits, overdrafts etc.	269,857,236,545	245,654,534,937
Bills purchased & discounted	8,529,116,107	6,748,421,007
	278,386,352,652	252,402,955,944
Fixed assets including land, buildings, furniture and fixtures		
	2,797,291,825	2,916,642,139
Other assets		
Non-banking assets	6,939,564,539	4,693,683,468
TOTAL ASSETS	335,820,241	335,820,241
	376,946,777,469	352,134,087,138
LIABILITIES AND CAPITAL		
Liabilities		
Borrowings from other Banks, Financial Institutions and Agents	6,710,009,655	5,212,267,540
Deposits and other accounts		
Current deposits and other accounts	23,946,347,262	23,882,039,031
Bills payable	6,037,490,460	3,563,740,137
Savings bank deposits	45,039,084,871	44,672,378,291
Fixed deposits	133,003,078,132	123,752,106,294
Term deposits	81,348,969,150	76,731,828,563
	289,374,969,875	272,602,092,316
Subordinated bond	4,000,000,000	2,750,000,000
Other liabilities	34,968,939,121	31,232,769,831
TOTAL LIABILITIES	335,053,918,651	311,797,129,687
Shareholders' equity		
Paid up capital	23,704,534,940	23,704,534,940
Statutory reserve	13,412,401,100	12,944,994,585
General reserve	29,408,616	38,683,490
Other reserve	799,833,764	563,904,806
Retained earnings	3,946,563,764	3,084,723,413
TOTAL SHAREHOLDERS' EQUITY	41,892,742,184	40,336,841,234
Non-controlling Interests	116,634	116,217
TOTAL LIABILITIES AND SHAREHOLDERS' EQUITY	376,946,777,469	352,134,087,138
Net Assets Value per share (NAV)	17.67	17.02

Continued....



National Bank Limited

HEAD OFFICE : 18, DILKUSHA COMMERCIAL AREA, DHAKA-1000, BANGLADESH, TEL : PABX No : +88-02-9563081-5, Fax : 88-02-9554314, E-mail: fad@nblbd.com, URL/website : www.nblbd.com, SWIFT : NBLBDDH

OFF BALANCE SHEET ITEMS

Contingent Liabilities

Acceptances and endorsements
 Letters of guarantee
 Irrevocable letters of credit
 Bills for collection
 Other liabilities (Bad & Loss)

As at June 30, 2018	As at December 31, 2017
Taka	Taka

19,249,933,068	20,940,105,122
8,559,426,849	10,893,558,984
12,070,012,940	18,987,834,721
6,102,888,199	5,737,203,458
-	-
45,982,261,056	56,558,702,285

Other commitments

Lease rental commitments
 Documentary credits and short term trade -related transactions
 Forward assets purchased and forward deposits placed
 Undrawn note issuance and revolving facilities
 Undrawn formal standby facilities, credit lines and other commitments
 Spot and forward foreign exchange rate contracts
 Other exchange contracts

-	-
-	-
-	-
-	-
-	-
-	82,870,600
-	82,870,600

Claims against the Bank not acknowledged as debt

-	82,870,600
45,982,261,056	56,641,572,885

Total off B/S items (Including contingent liabilities)

CFO/Head of Finance & Accounts

Board & Company Secretary

Managing Director

Director

Chairman



National Bank Limited


HEAD OFFICE : 18, DILKUSHA COMMERCIAL AREA, DHAKA-1000, BANGLADESH, TEL : PABX No : +88-02-9563081-5, Fax : 88-02-9554314, E-mail: fad@nblbd.com, URL/website : www.nblbd.com, SWIFT : NBLBDDH


Consolidated Profit and Loss Account (Un-audited) For the period from January 01, 2018 to June 30, 2018

	From 01 January to June 30, 2018	From 01 January to June 30, 2017	From 01 April to June 30, 2018	From 01 April to June 30, 2017
	Taka	Taka	Taka	Taka
Interest income	12,121,102,836	8,669,588,972	6,934,615,000	4,378,261,283
Less: Interest paid on deposits and borrowings	9,888,519,029	7,590,253,092	5,359,459,097	4,012,578,798
Net interest income	2,232,583,807	1,079,335,880	1,575,155,903	365,682,485
Investment income	3,053,097,676	3,898,938,922	1,817,684,315	2,133,139,011
Commission, exchange and brokerage	738,568,453	862,570,383	368,373,195	434,156,074
Other operating income	308,203,741	254,282,609	218,067,336	170,223,616
Total operating income	6,332,453,677	6,095,127,794	3,979,280,749	3,103,201,186
Salary and allowances	1,933,028,315	1,873,078,435	1,014,521,932	1,043,378,053
Rent, taxes, insurance, electricity etc.	413,563,104	337,911,145	198,849,355	180,963,487
Legal expenses	23,600,815	8,344,630	9,138,778	4,044,025
Postage, stamp, telecommunication etc.	47,107,675	43,549,808	25,547,662	21,382,443
Stationery, printing, advertisement, etc.	63,662,641	39,260,791	33,853,073	22,735,791
Managing director's salary and allowances	4,770,387	845,000	2,835,000	-
Directors' fees and other benefits	1,698,912	2,638,174	443,982	901,775
Audit fees	-	-	-	-
Charges on loan losses	21,847,225	1,021,536	13,566,157	513,584
Repairs, maintenance and depreciation	367,750,873	342,846,302	197,239,277	176,703,839
Other expenses	420,169,131	326,579,606	186,433,759	187,932,708
Total operating expenses	3,297,199,078	2,976,075,427	1,682,428,975	1,638,555,705
Profit before provision	3,035,254,599	3,119,052,367	2,296,851,774	1,464,645,481
Provision for loans and advances				
Specific provision	800,000,000	1,200,000,000	550,000,000	600,000,000
General provision (Including Off B/S items)	-	140,000,000	-	140,000,000
	800,000,000	1,340,000,000	550,000,000	740,000,000
Provision for other classified assets	3,855,749	-	3,855,749	-
Total provision	803,855,749	1,340,000,000	553,855,749	740,000,000
Profit before taxes	2,231,398,850	1,779,052,367	1,742,996,025	724,645,481
Provision for taxation	902,151,567	731,810,143	701,500,898	207,104,318
Deferred tax (income)/expenses	-	-	-	-
	902,151,567	731,810,143	701,500,898	207,104,318
Net Profit after taxation	1,329,247,283	1,047,242,224	1,041,495,127	517,541,163
Net Profit after tax attributable to:				
Non-controlling Interests	417	13,000	495	4,909
Equityholders of parent company	1,329,246,866	1,047,229,224	1,041,494,632	517,536,254
Profit after tax without minority interests	1,329,246,866	1,047,229,224	1,041,494,632	517,536,254
Retained earnings brought forward from previous year	3,084,723,413	3,823,506,459	-	-
	4,413,970,279	4,870,735,683	1,041,494,632	517,536,254
Appropriations				
Statutory reserve	(467,406,515)	(332,495,450)	(354,253,138)	(138,295,823)
Dividend paid by overseas subsidiaries	-	(6,396,478)	-	(6,396,478)
	(467,406,515)	(338,891,928)	(354,253,138)	(144,692,301)
Retained earnings carried forward	3,946,563,764	4,531,843,755	687,241,494	372,843,953
Earnings per share (Re-stated)	0.56	0.44	0.44	0.22


CFO/Head of Finance & Accounts


Board & Company Secretary


Managing Director


Chairman


Director



National Bank Limited

HEAD OFFICE : 18, DILKUSHA COMMERCIAL AREA, DHAKA-1000, BANGLADESH, TEL : PABX No : +88-02-9563081-5, Fax : 88-02-9554314, E-mail: fad@nblbd.com, URL/website : www.nblbd.com, SWIFT : NBLBDDDH

Balance Sheet (Un-audited) As at June 30, 2018

	As at June 30, 2018	As at December 31, 2017
	Taka	Taka
PROPERTY AND ASSETS		
Cash		
Cash in hand (including foreign currencies)	3,616,277,109	3,289,565,519
Balance with Bangladesh Bank and its agent bank(s) (Including foreign currencies)	19,381,910,870	19,339,323,185
	22,998,187,979	22,628,888,704
Balance with other Banks and Financial Institutions		
In Bangladesh	4,704,491,494	6,944,956,722
Outside Bangladesh	1,511,276,875	501,069,257
	6,215,768,369	7,446,025,979
Money at call and short notice		
	691,300,000	3,601,300,000
Investments		
Government	48,434,388,405	49,125,479,645
Others	12,496,609,073	11,212,971,881
	60,930,997,478	60,338,451,526
Loans and advances		
Loans, cash credits, overdrafts etc.	266,145,840,383	241,718,727,352
Bills purchased & discounted	8,529,116,107	6,748,421,007
	274,674,956,490	248,467,148,359
Fixed assets including land, buildings, furniture and fixtures		
	2,759,122,761	2,882,032,808
Other assets		
	7,412,760,969	4,992,750,075
Non-banking assets		
	335,820,241	335,820,241
TOTAL ASSETS	<u>376,018,914,287</u>	<u>350,692,417,692</u>
LIABILITIES AND CAPITAL		
Liabilities		
Borrowings from other Banks, Financial Institutions and Agents	6,710,009,655	5,212,267,540
Deposits and other accounts		
Current deposits and other accounts	23,969,215,260	23,883,154,407
Bills payable	6,037,490,460	3,563,740,137
Savings bank deposits	45,039,084,871	44,672,378,291
Fixed deposits	133,003,078,132	123,752,106,294
Term deposits	81,960,268,519	76,899,936,286
	290,009,137,242	272,771,315,415
Subordinated bond	4,000,000,000	2,750,000,000
Other liabilities	33,255,982,920	29,588,011,799
TOTAL LIABILITIES	<u>333,975,129,817</u>	<u>310,321,594,754</u>
Shareholders' equity		
Paid up capital	23,704,534,940	23,704,534,940
Statutory reserve	13,412,401,100	12,944,994,585
Other reserve	799,833,764	563,904,806
Retained earnings	4,127,014,666	3,157,388,607
TOTAL SHAREHOLDERS' EQUITY	<u>42,043,784,470</u>	<u>40,370,822,938</u>
TOTAL LIABILITIES AND SHAREHOLDERS' EQUITY	<u>376,018,914,287</u>	<u>350,692,417,692</u>
Net Assets Value per share (NAV)	17.74	17.03

Continued....



National Bank Limited

HEAD OFFICE : 18, DILKUSHA COMMERCIAL AREA, DHAKA-1000, BANGLADESH, TEL : PABX No : +88-02-9563081-5, Fax : 88-02-9554314, E-mail: fad@nblbd.com, URL/website : www.nblbd.com, SWIFT : NBLBDDH

OFF BALANCE SHEET ITEMS

Contingent Liabilities

Acceptances and endorsements
 Letters of guarantee
 Irrevocable letters of credit
 Bills for collection
 Other liabilities (Bad & Loss)

Other commitments

Lease rental commitments
 Documentary credits and short term trade -related transactions

 Forward assets purchased and forward deposits placed

 Undrawn note issuance and revolving facilities
 Undrawn formal standby facilities, credit lines and other commitments
 Spot and forward foreign exchange rate contracts
 Other exchange contracts

 Claims against the Bank not acknowledged as debt

Total off B/S items (Including contingent liabilities)

As at June 30, 2018	As at December 31, 2017
------------------------	-------------------------------

Taka

Taka

19,249,933,068	20,940,105,122
8,559,426,849	10,893,558,984
12,070,012,940	18,987,834,721
6,102,888,199	5,737,203,458
-	-

45,982,261,056

56,558,702,285

-	-
-	-
-	-
-	-
-	-
-	-
-	-
-	-
-	-
-	82,870,600
-	-

82,870,600

-	82,870,600
45,982,261,056	56,641,572,885

CFO/Head of Finance & Accounts

Board & Company Secretary

Managing Director

Director

Chairman




National Bank Limited


HEAD OFFICE : 18, DILKUSHA COMMERCIAL AREA, DHAKA-1000, BANGLADESH, TEL : PABX No : +88-02-9563081-5, Fax : 88-02-9554314, E-mail: fad@nblbd.com, URL/website : www.nblbd.com, SWIFT : NBLBDDH


Profit and Loss Account (Un-audited) For the period from January 01, 2018 to June 30, 2018

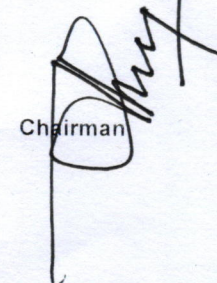
	From 01 January to June 30, 2018	From 01 January to June 30, 2017	From 01 April to June 30, 2018	From 01 April to June 30, 2017
	Taka	Taka	Taka	Taka
Interest income	12,256,149,489	8,621,741,842	7,000,622,640	4,366,472,156
Less: Interest paid on deposits and borrowings	9,888,519,029	7,590,487,525	5,359,459,097	4,012,813,231
Net interest income	2,367,630,460	1,031,254,317	1,641,163,543	353,658,925
Investment income	3,020,271,834	3,849,191,411	1,789,139,072	2,111,973,598
Commission, exchange and brokerage	626,867,099	731,463,961	300,153,446	376,985,350
Other operating income	307,103,972	253,835,333	218,463,497	170,624,832
Total operating income	6,321,873,365	5,865,745,022	3,948,919,558	3,013,242,705
Salary and allowances	1,877,910,065	1,823,755,088	986,061,778	1,016,903,712
Rent, taxes, insurance, electricity etc.	393,981,940	317,922,697	189,379,709	170,606,682
Legal expenses	23,576,000	8,344,630	9,138,778	4,044,025
Postage, stamp, telecommunication etc.	44,502,648	41,392,385	24,059,796	20,154,670
Stationery, printing, advertisement, etc.	62,193,535	37,783,627	32,950,094	22,045,895
Managing director's salary and allowances	4,770,387	845,000	2,835,000	-
Directors' fees and other benefits	1,698,912	2,611,174	479,982	889,775
Audit fees	-	-	-	-
Charges on loan losses	21,847,225	1,021,536	13,566,157	513,584
Repairs, maintenance and depreciation	363,105,806	339,116,270	194,974,917	175,975,579
Other expenses	391,254,273	290,475,364	174,207,660	170,629,665
Total operating expenses	3,184,840,791	2,863,267,771	1,627,653,871	1,581,763,587
Profit before provision	3,137,032,574	3,002,477,251	2,321,265,687	1,431,479,118
Provision for loans and advances				
Specific provision	800,000,000	1,200,000,000	550,000,000	600,000,000
General provision (Including Off B/S items)	-	140,000,000	-	140,000,000
	800,000,000	1,340,000,000	550,000,000	740,000,000
Provision for other classified assets	-	-	-	-
Total provision	800,000,000	1,340,000,000	550,000,000	740,000,000
Profit before taxes	2,337,032,574	1,662,477,251	1,771,265,687	691,479,118
Provision for taxation	900,000,000	700,000,000	700,000,000	200,000,000
Deferred tax (income)/expenses	-	-	-	-
	900,000,000	700,000,000	700,000,000	200,000,000
Net Profit after taxation	1,437,032,574	962,477,251	1,071,265,687	491,479,118
Retained earnings brought forward from previous year	3,157,388,607	3,964,707,023	-	-
	4,594,421,181	4,927,184,274	1,071,265,687	491,479,118
Appropriations				
Statutory reserve	(467,406,515)	(332,495,450)	(354,253,138)	(138,295,823)
Dividend (Bonus)	-	-	-	-
	(467,406,515)	(332,495,450)	(354,253,138)	(138,295,823)
Retained earnings carried forward	4,127,014,666	4,594,688,824	717,012,549	353,183,295
Earnings per share-(Re)-stated	0.61	0.41	0.45	0.21


CFO/Head of Finance & Accounts


Board & Company Secretary


Managing Director


Director


Chairman



National Bank Limited

HEAD OFFICE : 18, DILKUSHA COMMERCIAL AREA, DHAKA-1000, BANGLADESH, TEL : PABX No : +88-02-9563081-5, Fax : 88-02-9554314, E-mail: fad@nblbd.com, URL/website : www.nblbd.com, SWIFT : NBLBDDDH

Cash Flow Statement (Un-Audited) For the period from January 01, 2018 to June 30, 2018

	June 2018 <u>Taka</u>	June 2017 <u>Taka</u>
A) Cash flows from operating activities		
Interest received	11,499,874,906	8,213,875,982
Interest paid	(6,896,563,322)	(4,834,731,055)
Income from Investment	2,515,556,029	2,785,659,184
Fees, commission, exchange & brokerage	626,867,099	731,463,961
Cash paid to employees	(1,884,379,364)	(1,827,211,262)
Cash paid to suppliers	(640,379,491)	(503,272,994)
Income taxes paid	(2,511,009,576)	(1,290,141,302)
Received from other operating activities	302,628,482	253,507,059
Paid for other operating activities	(391,247,930)	(290,475,364)
Operating profit before changes in operating assets and liabilities	2,621,346,833	3,238,674,209
Increase/(decrease) in operating assets & liabilities		
Sale of trading securities	164,266,616	942,901,986
Purchase of trading securities	(387,228,181)	(532,505,714)
Loans and advances to other banks	-	-
Loans and advances to customers	(25,154,623,922)	(19,139,948,336)
Other assets	(1,545,803,239)	(365,194,951)
Deposits from other Banks	10,889,150,290	3,167,225,899
Deposits from customers	6,348,671,537	15,550,441,678
Other liabilities	538,487,401	601,408,291
Net cash received from operating activities	(9,147,079,498)	224,328,853
	(6,525,732,665)	3,463,003,062
B) Cash flows from investing activities		
Proceeds from sale of Govt. & Unquoted securities	4,892,533,156	265,585,011,886
Investment made during the year (Govt. & Un-quoted securities)	(4,761,767,837)	(263,803,863,072)
Purchase of property, plant and equipment	(124,105,701)	(128,171,983)
Sale proceeds of fixed assets	3,903,397	148,082
Net cash used in investing activities	10,563,015	1,653,124,913
C) Cash flows from financing activities		
Borrowings from Other Banks, Financial Institutions and agents	1,497,742,115	(806,739,235)
Issuance of subordinated bond	1,250,000,000	-
Net cash received from financing activities	2,747,742,115	(806,739,235)
D) Net increase / (decrease) in cash and cash-equivalents (A+B+C)	(3,767,427,535)	4,309,388,740
E) Effects of exchange rate changes on cash and cash-equivalents	-	-
F) Cash and cash-equivalents at beginning of the year	33,681,530,183	27,178,433,738
G) Cash and cash-equivalents at end of the year (D+E+F)	29,914,102,648	31,487,822,478
Cash and cash-equivalents at end of the year		
Cash in hand (including foreign currencies)	3,616,277,109	3,420,553,768
Balances with Bangladesh Bank and its agent bank (s)	19,381,910,870	19,232,693,777
Balances with other Banks and Financial Institutions	6,215,768,369	4,895,219,933
Money at call and short notice	691,300,000	3,931,300,000
Prize bonds	8,846,300	8,055,000
	29,914,102,648	31,487,822,478

National Bank Limited
Statement of Changes in Equity (Un-Audited)
For the period ended June 30, 2018

(Figure in BDT)

Particulars	Paid up Capital	Statutory Reserve	Other Reserve	Retained Earnings	Total
Balance on 01 January 2018	23,704,534,940	12,944,994,585	563,904,806	3,157,388,607	40,370,822,938
Net profit for the period	-	-	-	1,437,032,574	1,437,032,574
Addition during the period	-	467,406,515	-	(467,406,515)	-
Addition /Adjustment of Revaluation Reserve of Govt. Treasury Bill, Bond and other Investments	-	-	235,928,958	-	235,928,958
Transfer from general reserve for appropriation	-	-	-	-	-
Balance at June 30, 2018	23,704,534,940	13,412,401,100	799,833,764	4,127,014,666	42,043,784,470
Balance at December 31, 2017	23,704,534,940	12,944,994,585	563,904,806	3,157,388,607	40,370,822,938