



National Bank Limited

HEAD OFFICE : 18, DILKUSHA COMMERCIAL AREA, DHAKA-1000, BANGLADESH. TEL: PABX: +88-02-9563081-5, 9552700, FAX: 88-02-9554314, E-mail: fad@nblbd.com, URL/website: www.nblbd.com, SWIFT: NBLBDDH

Consolidated Balance Sheet (Un-audited) As at June 30, 2019

	As at June 30, 2019	As at December 31, 2018
	Taka	Taka
PROPERTY AND ASSETS		
Cash		
Cash in hand (including foreign currencies)	4,406,202,300	3,290,281,287
Balance with Bangladesh Bank and its agent bank(s) (including foreign currencies)	20,806,750,963	17,409,978,916
	25,212,953,263	20,700,260,203
Balance with other Banks and Financial Institutions		
In Bangladesh	3,627,561,746	3,879,714,515
Outside Bangladesh	1,446,668,677	927,129,849
	5,074,230,423	4,806,844,364
Money at call and short notice		
	91,300,000	91,300,000
Investments		
Government	43,265,878,925	45,182,483,694
Others	9,566,527,214	9,453,489,089
	52,832,406,139	54,635,972,783
Loans and advances		
Loans, cash credits, overdrafts etc.	329,729,443,014	309,746,999,284
Bills purchased & discounted	7,162,430,191	7,646,035,297
	336,891,873,205	317,393,034,581
Fixed assets including land, buildings, furniture and fixtures		
	2,440,589,306	2,473,199,881
Other assets		
Non-banking assets	9,326,224,577	6,639,118,130
	299,479,400	335,820,241
TOTAL ASSETS	432,169,056,313	407,075,550,183
LIABILITIES AND CAPITAL		
Liabilities		
Borrowings from other Banks, Financial Institutions and Agents	15,091,386,735	8,869,136,774
Deposits and other accounts		
Current deposits and other accounts	26,409,421,053	25,003,225,512
Bills payable	5,265,190,748	3,557,774,516
Savings bank deposits	49,055,833,936	47,036,369,863
Fixed deposits	136,496,892,288	140,200,871,603
Term deposits	112,835,339,381	98,886,216,365
	330,062,677,406	314,686,457,859
Subordinated bond	4,000,000,000	4,000,000,000
Other liabilities	37,383,875,215	34,997,315,383
TOTAL LIABILITIES	386,537,939,356	362,552,910,016
Shareholders' equity		
Paid up capital	26,549,079,130	26,549,079,130
Statutory reserve	14,775,799,564	14,380,830,197
General reserve	29,678,805	29,468,778
Other reserve	905,688,434	902,123,990
Retained earnings	3,370,747,712	2,661,018,720
TOTAL SHAREHOLDERS' EQUITY	45,650,993,645	44,522,520,815
Non-controlling Interests	123,312	119,352
TOTAL LIABILITIES AND SHAREHOLDERS' EQUITY	432,169,056,313	407,075,550,183
Net Assets Value per share (NAV)	17.19	16.77

Continued ...



National Bank Limited

HEAD OFFICE : 18, DILKUSHA C/COMMERCIAL AREA, DHAKA-1000, BANGLADESH. TEL: PABX: +88-02-9563081-5, 9552700, FAX: 88-02-9554314, E-mail: fad@nblbd.com, URL/website: www.nblbd.com, SWIFT: NBLBDDH

OFF BALANCE SHEET ITEMS

Contingent Liabilities

Acceptances and endorsements
 Letters of guarantee
 Irrevocable letters of credit
 Bills for collection
 Other liabilities (Bad & Loss)

As at June 30, 2019	As at December 31, 2018
Taka	Taka

23,077,697,267	18,547,717,728
9,824,747,057	9,369,024,272
14,982,050,500	17,745,352,737
6,370,827,873	6,207,349,089
-	-
54,255,322,697	51,869,443,826

Other commitments

Lease rental commitments
 Documentary credits and short term trade -related transactions
 Forward assets purchased and forward deposits placed
 Undrawn note issuance and revolving facilities
 Undrawn formal standby facilities, credit lines and other commitments
 Spot and forward foreign exchange rate contracts
 Other exchange contracts

-	-
-	-
-	-
-	-
-	-
3,718,570,900	967,382,900
-	-
3,718,570,900	967,382,900

Claims against the Bank not acknowledged as debt

-	-
---	---

Total off B/S items (Including contingent liabilities)

3,718,570,900	967,382,900
57,973,893,597	52,836,826,726

CFO/Head of Finance & Accounts

Board & Company Secretary

Managing Director

Director

Director/ Chairman



National Bank Limited


HEAD OFFICE : 18, DILKUSHA C/COMMERCIAL AREA, DHAKA-1000, BANGLADESH. TEL: PABX: +88-02-9563081-5, 9552700, FAX: 88-02-9554314, E-mail: fad@nblbd.com, URL/website: www.nblbd.com, SWIFT: NBLBDDH

Consolidated Profit and Loss Account (Un-audited) For the period from January 01, 2019 to June 30, 2019


	From 01 January to June 30, 2019	From 01 January to June 30, 2018	From 01 April to June 30, 2019	From 01 April to June 30, 2018
	Taka	Taka	Taka	Taka
Interest income	14,799,497,812	12,121,102,836	7,821,791,612	6,934,615,000
Less: Interest paid on deposits and borrowings	12,898,168,369	9,888,519,029	6,783,916,548	5,359,459,097
Net interest income	1,901,329,443	2,232,583,807	1,037,875,064	1,575,155,903
Investment income	2,748,588,667	3,053,097,676	1,425,996,095	1,817,684,315
Commission, exchange and brokerage	814,236,511	738,568,453	358,767,839	368,373,195
Other operating income	351,669,934	308,203,741	247,981,709	218,067,336
Total operating income	5,815,824,555	6,332,453,677	3,070,620,707	3,979,280,749
Salary and allowances	1,953,287,349	1,933,028,315	1,065,227,356	1,014,521,932
Rent, taxes, insurance, electricity etc.	405,636,934	413,563,104	209,181,207	198,849,355
Legal expenses	10,888,484	23,600,815	6,411,855	9,138,778
Postage, stamp, telecommunication etc.	42,302,702	47,107,675	21,888,585	25,547,662
Stationery, printing, advertisement, etc.	82,536,648	63,662,641	52,316,464	33,853,073
Managing director's salary and allowances	5,220,000	4,770,387	2,835,000	2,835,000
Directors' fees and other benefits	2,443,233	1,698,912	1,351,982	443,982
Audit fees	-	-	-	-
Charges on loan losses	121,483,112	21,847,225	120,232,863	13,566,157
Repairs, maintenance and depreciation	328,549,449	367,750,873	136,896,501	197,239,277
Other expenses	404,040,579	420,169,131	178,826,903	186,433,759
Total operating expenses	3,356,388,490	3,297,199,078	1,795,168,716	1,682,428,975
Profit before provision	2,459,436,065	3,035,254,599	1,275,451,991	2,296,851,774
Provision for loans and advances				
Specific provision	500,000,000	800,000,000	150,000,000	550,000,000
General provision (Including Off B/S items)	-	-	-	-
	500,000,000	800,000,000	150,000,000	550,000,000
Provision for other classified assets	-	3,855,749	-	3,855,749
Total provision	500,000,000	803,855,749	150,000,000	553,855,749
Profit before taxes	1,959,436,065	2,231,398,850	1,125,451,991	1,742,996,025
Provision for taxation	854,733,746	902,151,567	451,255,362	701,500,898
Deferred tax (income)/expenses	-	-	-	-
	854,733,746	902,151,567	451,255,362	701,500,898
Net Profit after taxation	1,104,702,319	1,329,247,283	674,196,629	1,041,495,127
Net Profit after tax attributable to:				
Non-controlling Interests	3,960	417	2,431	495
Equityholders of parent company	1,104,698,359	1,329,246,866	674,194,198	1,041,494,632
Profit after tax without minority interests	1,104,698,359	1,329,246,866	674,194,198	1,041,494,632
Retained earnings brought forward from previous year	2,661,018,720	3,084,723,413	-	-
	3,765,717,079	4,413,970,279	674,194,198	1,041,494,632
Appropriations				
Statutory reserve	(394,969,367)	(467,406,515)	(218,531,737)	(354,253,138)
Dividend paid by overseas subsidiaries	-	-	-	-
	(394,969,367)	(467,406,515)	(218,531,737)	(354,253,138)
Retained earnings carried forward	3,370,747,712	3,946,563,764	455,662,461	687,241,494
Earnings per share (Re-stated)	0.42	0.50	0.25	0.39


CFO/Head of Finance & Accounts


Board & Company Secretary


Managing Director


Director


Director/ Chairman

Balance Sheet (Un-audited)
As at June 30, 2019

	As at June 30, 2019	As at December 31, 2018
	<u>Taka</u>	<u>Taka</u>
PROPERTY AND ASSETS		
Cash		
Cash in hand (including foreign currencies)	4,173,363,229	3,246,695,596
Balance with Bangladesh Bank and its agent bank(s) (Including foreign currencies)	20,806,750,963	17,409,978,916
	24,980,114,192	20,656,674,512
Balance with other Banks and Financial Institutions		
In Bangladesh	3,298,909,029	3,775,745,848
Outside Bangladesh	1,257,433,723	749,669,117
	4,556,342,752	4,525,414,965
Money at call and short notice		
	91,300,000	91,300,000
Investments		
Government	43,265,878,925	45,182,483,694
Others	12,636,587,119	12,687,369,774
	55,902,466,044	57,869,853,468
Loans and advances		
Loans, cash credits, overdrafts etc.	327,136,406,784	306,861,227,874
Bills purchased & discounted	7,162,430,191	7,646,035,297
	334,298,836,975	314,507,263,171
Fixed assets including land, buildings, furniture and fixtures		
	2,410,497,194	2,445,155,936
Other assets		
	9,795,176,437	6,795,921,380
Non-banking assets		
	299,479,400	335,820,241
TOTAL ASSETS	432,334,212,994	407,227,403,673
LIABILITIES AND CAPITAL		
Liabilities		
Borrowings from other Banks, Financial Institutions and Agents	15,091,386,735	8,869,136,774
Deposits and other accounts		
Current deposits and other accounts	26,410,486,864	25,004,329,794
Bills payable	5,265,190,748	3,557,774,516
Savings bank deposits	49,055,833,936	47,036,369,863
Fixed deposits	136,496,892,288	140,200,871,603
Term deposits	113,312,440,899	99,406,688,191
	330,540,844,735	315,206,033,967
Subordinated bond	4,000,000,000	4,000,000,000
Other liabilities	36,764,217,179	34,342,879,865
TOTAL LIABILITIES	386,396,448,649	362,418,050,606
Shareholders' equity		
Paid up capital	26,549,079,130	26,549,079,130
Statutory reserve	14,775,799,564	14,380,830,197
Other reserve	905,688,434	902,123,990
Retained earnings	3,707,197,217	2,977,319,750
TOTAL SHAREHOLDERS' EQUITY	45,937,764,345	44,809,353,067
TOTAL LIABILITIES AND SHAREHOLDERS' EQUITY	432,334,212,994	407,227,403,673
Net Assets Value per share (NAV)	17.30	16.88
Continued....		



National Bank Limited

HEAD OFFICE : 18, DILKUSHA C/OMMERCIAL AREA, DHAKA-1000, BANGLADESH. TEL: PABX: +88-02-9563081-5, 9552700, FAX: 88-02-9554314, E-mail: fad@nblbd.com, URL/website: www.nblbd.com, SWIFT: NBLBDDH

OFF BALANCE SHEET ITEMS

Contingent Liabilities

Acceptances and endorsements
 Letters of guarantee
 Irrevocable letters of credit
 Bills for collection
 Other liabilities (Bad & Loss)

Other commitments

Lease rental commitments
 Documentary credits and short term trade -related transactions
 Forward assets purchased and forward deposits placed
 Undrawn note issuance and revolving facilities
 Undrawn formal standby facilities, credit lines and other commitments
 Spot and forward foreign exchange rate contracts
 Other exchange contracts

Claims against the Bank not acknowledged as debt

Total off B/S items (Including contingent liabilities)

As at June 30, 2019	As at December 31, 2018
Taka	Taka
23,077,697,267	18,547,717,728
9,824,747,057	9,369,024,272
14,982,050,500	17,745,352,737
6,370,827,873	6,207,349,089
-	-
54,255,322,697	51,869,443,826
-	-
-	-
-	-
-	-
-	-
3,718,570,900	967,382,900
-	-
3,718,570,900	967,382,900
-	-
3,718,570,900	967,382,900
57,973,893,597	52,836,826,726

CFO/Head of Finance & Accounts

Board & Company Secretary

Managing Director


Director

Director/ Chairman


Profit and Loss Account (Un-audited)
For the period from January 01, 2019 to June 30, 2019


	From 01 January to June 30, 2019	From 01 January to June 30, 2018	From 01 April to June 30, 2019	From 01 April to June 30, 2018
	Taka	Taka	Taka	Taka
Interest income	14,848,570,549	12,256,149,489	7,810,713,456	7,000,622,640
Less: Interest paid on deposits and borrowings	12,898,168,369	9,888,519,029	6,783,916,548	5,359,459,097
Net interest income	1,950,402,180	2,367,630,460	1,026,796,908	1,641,163,543
Investment income	2,720,542,763	3,020,271,834	1,407,021,908	1,789,139,072
Commission, exchange and brokerage	700,716,036	626,867,099	302,539,991	300,153,446
Other operating income	347,873,487	307,103,972	246,236,914	218,463,497
Total operating income	5,719,534,466	6,321,873,365	2,982,595,721	3,948,919,558
Salary and allowances	1,900,193,407	1,877,910,065	1,037,958,845	986,061,778
Rent, taxes, insurance, electricity etc.	386,561,341	393,981,940	200,338,319	189,379,709
Legal expenses	10,888,484	23,576,000	6,411,855	9,138,778
Postage, stamp, telecommunication etc.	40,668,309	44,502,648	21,088,890	24,059,796
Stationery, printing, advertisement, etc.	81,217,351	62,193,535	51,927,601	32,950,094
Managing director's salary and allowances	5,220,000	4,770,387	2,835,000	2,835,000
Directors' fees and other benefits	1,533,551	1,698,912	894,158	479,982
Audit fees	-	-	-	-
Charges on loan losses	121,483,112	21,847,225	120,232,863	13,566,157
Repairs, maintenance and depreciation	322,695,001	363,105,806	134,865,773	194,974,917
Other expenses	374,227,076	391,254,273	163,383,734	174,207,660
Total operating expenses	3,244,687,632	3,184,840,791	1,739,937,038	1,627,653,871
Profit before provision	2,474,846,834	3,137,032,574	1,242,658,683	2,321,265,687
Provision for loans and advances				
Specific provision	500,000,000	800,000,000	150,000,000	550,000,000
General provision (Including Off B/S items)	-	-	-	-
	500,000,000	800,000,000	150,000,000	550,000,000
Provision for other classified assets	-	-	-	-
Total provision	500,000,000	800,000,000	150,000,000	550,000,000
Profit before taxes	1,974,846,834	2,337,032,574	1,092,658,683	1,771,265,687
Provision for taxation	850,000,000	900,000,000	450,000,000	700,000,000
Deferred tax (income)/expenses	-	-	-	-
	850,000,000	900,000,000	450,000,000	700,000,000
Net Profit after taxation	1,124,846,834	1,437,032,574	642,658,683	1,071,265,687
Retained earnings brought forward from previous year	2,977,319,750	3,157,388,607	-	-
	4,102,166,584	4,594,421,181	642,658,683	1,071,265,687
Appropriations				
Statutory reserve	(394,969,367)	(467,406,515)	(218,531,737)	(354,253,138)
Dividend (Bonus)	-	-	-	-
	(394,969,367)	(467,406,515)	(218,531,737)	(354,253,138)
Retained earnings carried forward	3,707,197,217	4,127,014,666	424,126,946	717,012,549
Earnings per share-(Re-stated)	0.42	0.54	0.24	0.40


CFO/Head of Finance & Accounts


Board & Company Secretary


Managing Director


Director


Director/ Chairman

Cash Flow Statement (Un-Audited)
For the period from January 01, 2019 to June 30, 2019

	June 2019 Taka	June 2018 Taka
A) Cash flows from operating activities		
Interest received	13,609,785,691	11,499,874,906
Interest paid	(9,919,216,878)	(6,896,563,322)
Income from Investment	2,623,165,764	2,515,556,029
Fees, commission, exchange & brokerage	700,716,036	626,867,099
Cash paid to employees	(1,906,946,958)	(1,884,379,364)
Cash paid to suppliers	(656,462,301)	(640,379,491)
Income taxes paid	(1,796,926,494)	(2,511,009,576)
Received from other operating activities	344,598,869	302,628,482
Paid for other operating activities	(374,227,076)	(391,247,930)
Operating profit before changes in operating assets and liabilities	2,624,486,653	2,621,346,833
Increase/(decrease) in operating assets & liabilities		
Sale of trading securities	279,660,435	164,266,616
Purchase of trading securities	(375,330,963)	(387,228,181)
Loans and advances to other banks	-	-
Loans and advances to customers	(19,634,394,009)	(25,154,623,922)
Other assets	(1,442,551,083)	(1,545,803,239)
Deposits from other Banks	1,336,469,630	10,889,150,290
Deposits from customers	13,998,341,138	6,348,671,537
Other liabilities	(236,917,340)	538,487,401
	(6,074,722,192)	(9,147,079,498)
Net cash used in operating activities	(3,450,235,539)	(6,525,732,665)
B) Cash flows from investing activities		
Proceeds from sale of Govt. & Unquoted securities	6,334,617,930	4,892,533,156
Investment made during the year (Govt. & Un-quoted securities)	(4,603,969,622)	(4,761,767,837)
Purchase of property, plant and equipment	(150,983,849)	(124,105,701)
Sale proceeds of fixed assets	3,193,686	3,903,397
Net cash received from investing activities	1,582,858,145	10,563,015
C) Cash flows from financing activities		
Borrowings from Other Banks, Financial Institutions and agents	6,222,249,961	1,497,742,115
Issuance of subordinated bond	-	1,250,000,000
Net cash received from financing activities	6,222,249,961	2,747,742,115
D) Net increase / (decrease) in cash and cash-equivalents (A+B+C)	4,354,872,567	(3,767,427,535)
E) Effects of exchange rate changes on cash and cash-equivalents	-	-
F) Cash and cash-equivalents at beginning of the period	25,281,713,177	33,681,530,183
G) Cash and cash-equivalents at end of the period (D+E+F)	29,636,585,744	29,914,102,648
Cash and cash-equivalents at end of the period		
Cash in hand (including foreign currencies)	4,173,363,229	3,616,277,109
Balances with Bangladesh Bank and its agent bank (s)	20,806,750,963	19,381,910,870
Balances with other Banks and Financial Institutions	4,556,342,752	6,215,768,369
Money at call and short notice	91,300,000	691,300,000
Prize bonds	8,828,800	8,846,300
	29,636,585,744	29,914,102,648

National Bank Limited
Statement of Changes in Equity (Un-Audited)
For the period ended June 30, 2019

(Figure in BDT)

Particulars	Paid up Capital	Statutory Reserve	Other Reserve	Retained Earnings	Total
Balance on 01 January 2019	26,549,079,130	14,380,830,197	902,123,990	2,977,319,750	44,809,353,067
Net profit for the period	-	-	-	1,124,846,834	1,124,846,834
Addition during the period	-	394,969,367	-	(394,969,367)	-
Addition /Adjustment of Revaluation Reserve of Govt. Treasury Bill, Bond and other Investments	-	-	3,564,444	-	3,564,444
Transfer from general reserve for appropriation	-	-	-	-	-
Balance at June 30, 2019	26,549,079,130	14,775,799,564	905,688,434	3,707,197,217	45,937,764,345
Balance at December 31, 2018	26,549,079,130	14,380,830,197	902,123,990	2,977,319,750	44,809,353,067