



# National Bank Limited

HEAD OFFICE : 18, DILKUSHA COMMERCIAL AREA, DHAKA-1000, BANGLADESH. TEL: PABX: +88-02-9563081-5, 9552700, FAX: 88-02-9554314, E-mail: fad@nblbd.com, URL/website: www.nblbd.com, SWIFT: NBLBDDH

## Consolidated Balance Sheet (Un-audited) As at June 30, 2020

	As at June 30, 2020	As at December 31, 2019
	<u>Taka</u>	<u>Taka</u>
<b>PROPERTY AND ASSETS</b>		
<b>Cash</b>		
Cash in hand (including foreign currencies)	4,362,974,412	4,155,331,793
Balance with Bangladesh Bank and its agent bank(s) (Including foreign currencies)	16,390,679,949	20,206,043,323
	<b>20,753,654,361</b>	<b>24,361,375,116</b>
<b>Balance with other Banks and Financial Institutions</b>		
In Bangladesh	3,578,521,602	3,473,839,676
Outside Bangladesh	1,237,549,670	1,259,585,138
	<b>4,816,071,272</b>	<b>4,733,424,814</b>
<b>Money at call and short notice</b>		
	<b>91,300,000</b>	<b>91,300,000</b>
<b>Investments</b>		
Government	37,518,227,115	50,231,204,874
Others	9,803,400,924	9,727,336,247
	<b>47,321,628,039</b>	<b>59,958,541,121</b>
<b>Loans and advances</b>		
Loans, cash credits, overdrafts etc.	380,579,149,248	358,432,032,668
Bills purchased & discounted	5,709,506,196	5,282,973,014
	<b>386,288,655,444</b>	<b>363,715,005,682</b>
<b>Fixed assets including land, buildings, furniture and fixtures</b>		
	<b>2,741,825,006</b>	<b>2,769,590,163</b>
<b>Other assets</b>		
	<b>14,106,868,682</b>	<b>7,783,212,752</b>
<b>Non-banking assets</b>		
	<b>299,479,400</b>	<b>299,479,400</b>
<b>TOTAL ASSETS</b>	<b><u>476,419,482,204</u></b>	<b><u>463,711,929,048</u></b>
<b>LIABILITIES AND CAPITAL</b>		
<b>Liabilities</b>		
Borrowings from other Banks, Financial Institutions and Agents	10,772,109,571	8,337,718,474
<b>Deposits and other accounts</b>		
Current deposits and other accounts	28,535,003,217	26,804,331,592
Bills payable	4,058,256,021	3,337,258,268
Savings bank deposits	51,912,492,497	51,550,288,418
Fixed deposits	126,422,943,681	140,421,645,700
Term deposits	160,131,313,426	143,965,811,634
	<b>371,060,008,842</b>	<b>366,079,335,612</b>
Subordinated bond	4,000,000,000	4,000,000,000
Other liabilities	40,743,613,688	36,590,371,576
<b>TOTAL LIABILITIES</b>	<b><u>426,575,732,101</u></b>	<b><u>415,007,425,662</u></b>
<b>Shareholders' equity</b>		
Paid up capital	29,203,987,040	29,203,987,040
Statutory reserve	16,139,329,096	15,835,709,954
General reserve	29,828,822	29,809,840
Other reserve	1,044,055,374	965,975,208
Retained earnings	3,426,423,491	2,668,896,278
<b>TOTAL SHAREHOLDERS' EQUITY</b>	<b><u>49,843,623,823</u></b>	<b><u>48,704,378,320</u></b>
Non-controlling Interests	126,280	125,066
<b>TOTAL LIABILITIES AND SHAREHOLDERS' EQUITY</b>	<b><u>476,419,482,204</u></b>	<b><u>463,711,929,048</u></b>
Net Assets Value per share (NAV)	17.07	16.68

Continued....



# National Bank Limited

HEAD OFFICE : 18, DILKUSHA COMMERCIAL AREA, DHAKA-1000, BANGLADESH. TEL: PABX: +88-02-9563081-5, 9552700, FAX: 88-02-9554314, E-mail: fad@nblbd.com, URL/website: www.nblbd.com, SWIFT: NBLBDDH

## OFF BALANCE SHEET ITEMS

### Contingent Liabilities

Acceptances and endorsements  
 Letters of guarantee  
 Irrevocable letters of credit  
 Bills for collection  
 Other liabilities (Bad & Loss)

### Other commitments

Lease rental commitments  
 Documentary credits and short term trade -related transactions  
 Forward assets purchased and forward deposits placed  
 Undrawn note issuance and revolving facilities  
 Undrawn formal standby facilities, credit lines and other commitments  
 Spot and forward foreign exchange rate contracts  
 Other exchange contracts  
 Claims against the Bank not acknowledged as debt

Total off B/S items (Including contingent liabilities)

As at June 30, 2020	As at December 31, 2019
Taka	Taka
18,819,329,156	14,367,515,122
11,105,045,731	10,638,586,888
15,610,328,984	18,349,715,772
5,703,763,586	6,454,791,079
-	-
<b>51,238,467,457</b>	<b>49,810,608,861</b>
-	-
-	-
-	-
-	-
-	-
1,146,924,800	594,359,000
-	-
1,146,924,800	594,359,000
-	-
<b>1,146,924,800</b>	<b>594,359,000</b>
<b>52,385,392,257</b>	<b>50,404,967,861</b>

CFO/Head of Finance & Accounts

Board & Company Secretary

Managing Director

Director

Chairman






# National Bank Limited

HEAD OFFICE : 18, DILKUSHA COMMERCIAL AREA, DHAKA-1000, BANGLADESH. TEL: PABX: +88-02-9563081-5, 9552700, FAX: 88-02-9554314, E-mail: fad@nblbd.com, URL/website: www.nblbd.com, SWIFT: NBLBDDH


## Consolidated Profit and Loss Account (Un-audited) For the period from January 01, 2020 to June 30, 2020


	From 01 January to June 30, 2020	From 01 January to June 30, 2019	From 01 April to June 30, 2020	From 01 April to June 30, 2019
	Taka	Taka	Taka	Taka
Interest income	16,025,203,342	14,799,497,812	7,116,575,533	7,821,791,612
Less: Interest paid on deposits and borrowings	14,194,097,116	12,898,168,369	6,829,522,033	6,783,916,548
<b>Net interest income</b>	<b>1,831,106,226</b>	<b>1,901,329,443</b>	<b>287,053,500</b>	<b>1,037,875,064</b>
Investment income	2,611,649,489	2,748,588,667	1,179,121,712	1,425,996,095
Commission, exchange and brokerage	709,043,482	814,236,511	301,975,822	358,767,839
Other operating income	249,339,796	351,669,934	153,576,147	247,981,709
<b>Total operating income</b>	<b>5,401,138,993</b>	<b>5,815,824,555</b>	<b>1,921,727,181</b>	<b>3,070,620,707</b>
Salary and allowances	2,178,098,819	1,953,287,349	1,249,747,476	1,065,227,356
Rent, taxes, insurance, electricity etc.	438,555,316	405,636,934	218,909,817	209,181,207
Legal expenses	7,954,592	10,888,484	892,345	6,411,855
Postage, stamp, telecommunication etc.	33,188,617	42,302,702	10,324,122	21,888,585
Stationery, printing, advertisement, etc.	66,270,987	82,536,648	14,759,699	52,316,464
Managing director's salary and allowances	5,070,000	5,220,000	2,535,000	2,835,000
Directors' fees and other benefits	2,646,605	2,443,233	1,816,788	1,351,982
Audit fees	-	-	-	-
Charges on loan losses	17,490,363	121,483,112	17,442,197	120,232,863
Repairs, maintenance and depreciation	319,936,343	328,549,449	165,809,988	136,896,501
Other expenses	258,577,638	404,040,579	67,956,679	178,826,903
<b>Total operating expenses</b>	<b>3,327,789,280</b>	<b>3,356,388,490</b>	<b>1,750,194,111</b>	<b>1,795,168,716</b>
<b>Profit before provision</b>	<b>2,073,349,713</b>	<b>2,459,436,065</b>	<b>171,533,070</b>	<b>1,275,451,991</b>
Provision for loans and advances				
Specific provision	500,000,000	500,000,000	-	150,000,000
General provision (Including Off B/S items)	-	-	-	-
	500,000,000	500,000,000	-	150,000,000
Provision for other classified assets	-	-	-	-
<b>Total provision</b>	<b>500,000,000</b>	<b>500,000,000</b>	<b>-</b>	<b>150,000,000</b>
<b>Profit before taxes</b>	<b>1,573,349,713</b>	<b>1,959,436,065</b>	<b>171,533,070</b>	<b>1,125,451,991</b>
Provision for taxation	512,202,144	854,733,746	23,758,501	451,255,362
Deferred tax (income)/expenses	-	-	-	-
	512,202,144	854,733,746	23,758,501	451,255,362
<b>Net Profit after taxation</b>	<b>1,061,147,569</b>	<b>1,104,702,319</b>	<b>147,774,569</b>	<b>674,196,629</b>
<b>Net Profit after tax attributable to:</b>				
Non-controlling Interests	1,214	3,960	(249)	2,431
Equityholders of parent company	1,061,146,355	1,104,698,359	147,774,818	674,194,198
<b>Profit after tax without minority interests</b>	<b>1,061,146,355</b>	<b>1,104,698,359</b>	<b>147,774,818</b>	<b>674,194,198</b>
Retained earnings brought forward from previous year	2,668,896,278	2,661,018,720	-	-
	3,730,042,633	3,765,717,079	147,774,818	674,194,198
<b>Appropriations</b>				
Statutory reserve	(303,619,142)	(394,969,367)	(31,442,430)	(218,531,737)
	(303,619,142)	(394,969,367)	(31,442,430)	(218,531,737)
<b>Retained earnings carried forward</b>	<b>3,426,423,491</b>	<b>3,370,747,712</b>	<b>116,332,388</b>	<b>455,662,461</b>
<b>Earnings per share (Re-stated)</b>	<b>0.36</b>	<b>0.38</b>	<b>0.05</b>	<b>0.23</b>

  
CFO/Head of Finance & Accounts

  
Board & Company Secretary

  
Managing Director

  
Director

  
Chairman





# National Bank Limited

HEAD OFFICE : 18, DILKUSHA COMMERCIAL AREA, DHAKA-1000, BANGLADESH. TEL: PABX: +88-02-9563081-5, 9552700, FAX: 88-02-9554314, E-mail: fad@nblbd.com, URL/website: www.nblbd.com, SWIFT: NBLBDDH

## Balance Sheet (Un-audited) As at June 30, 2020

	As at June 30, 2020	As at December 31, 2019
	Taka	Taka
<b>PROPERTY AND ASSETS</b>		
<b>Cash</b>		
Cash in hand (including foreign currencies)	4,038,391,521	4,052,430,849
Balance with Bangladesh Bank and its agent bank(s) (Including foreign currencies)	16,390,679,949	20,206,043,323
	<b>20,429,071,470</b>	<b>24,258,474,172</b>
<b>Balance with other Banks and Financial Institutions</b>		
In Bangladesh	3,224,661,561	3,246,661,798
Outside Bangladesh	903,012,663	938,013,138
	<b>4,127,674,224</b>	<b>4,184,674,936</b>
<b>Money at call and short notice</b>	<b>91,300,000</b>	<b>91,300,000</b>
<b>Investments</b>		
Government	37,518,227,115	50,231,204,874
Others	12,673,947,527	12,646,612,584
	<b>50,192,174,642</b>	<b>62,877,817,458</b>
<b>Loans and advances</b>		
Loans, cash credits, overdrafts etc.	377,722,386,744	355,486,764,281
Bills purchased & discounted	5,709,506,196	5,282,973,014
	<b>383,431,892,940</b>	<b>360,769,737,295</b>
<b>Fixed assets including land, buildings, furniture and fixtures</b>	<b>2,684,620,707</b>	<b>2,709,978,117</b>
<b>Other assets</b>	<b>14,974,058,793</b>	<b>8,383,317,066</b>
<b>Non-banking assets</b>	<b>299,479,400</b>	<b>299,479,400</b>
<b>TOTAL ASSETS</b>	<b>476,230,272,176</b>	<b>463,574,778,444</b>
<b>LIABILITIES AND CAPITAL</b>		
<b>Liabilities</b>		
Borrowings from other Banks, Financial Institutions and Agents	10,772,109,571	8,337,718,474
<b>Deposits and other accounts</b>		
Current deposits and other accounts	28,536,089,587	26,805,405,622
Bills payable	4,058,256,021	3,337,258,268
Savings bank deposits	51,912,492,497	51,550,288,418
Fixed deposits	126,422,943,681	140,421,645,700
Term deposits	160,365,454,867	144,183,914,985
	<b>371,295,236,653</b>	<b>366,298,512,993</b>
Subordinated bond	4,000,000,000	4,000,000,000
<b>Other liabilities</b>	<b>40,029,191,754</b>	<b>35,900,988,654</b>
<b>TOTAL LIABILITIES</b>	<b>426,096,537,978</b>	<b>414,537,220,121</b>
<b>Shareholders' equity</b>		
Paid up capital	29,203,987,040	29,203,987,040
Statutory reserve	16,139,329,096	15,835,709,954
Other reserve	1,044,055,374	965,975,208
Retained earnings	3,746,362,688	3,031,886,121
<b>TOTAL SHAREHOLDERS' EQUITY</b>	<b>50,133,734,198</b>	<b>49,037,558,323</b>
<b>TOTAL LIABILITIES AND SHAREHOLDERS' EQUITY</b>	<b>476,230,272,176</b>	<b>463,574,778,444</b>
<b>Net Assets Value per share (NAV)</b>	<b>17.17</b>	<b>16.79</b>
Continued....		





# National Bank Limited

HEAD OFFICE : 18, DILKUSHA COMMERCIAL AREA, DHAKA-1000, BANGLADESH. TEL: PABX: +88-02-9563081-5, 9552700, FAX: 88-02-9554314, E-mail: fad@nblbd.com, URL/website: www.nblbd.com, SWIFT: NBLBDDH

## OFF BALANCE SHEET ITEMS

### Contingent Liabilities

Acceptances and endorsements  
 Letters of guarantee  
 Irrevocable letters of credit  
 Bills for collection  
 Other liabilities (Bad & Loss)

As at June 30, 2020	As at December 31, 2019
<u>Taka</u>	<u>Taka</u>

18,819,329,156	14,367,515,122
11,105,045,731	10,638,586,888
15,610,328,984	18,349,715,772
5,703,763,586	6,454,791,079
-	-
<b>51,238,467,457</b>	<b>49,810,608,861</b>

### Other commitments

Lease rental commitments  
 Documentary credits and short term trade -related transactions  
 Forward assets purchased and forward deposits placed  
 Undrawn note issuance and revolving facilities  
 Undrawn formal standby facilities, credit lines and other commitments  
 Spot and forward foreign exchange rate contracts  
 Other exchange contracts


-	-
-	-
-	-
-	-
-	-
1,146,924,800	594,359,000
-	-
<b>1,146,924,800</b>	<b>594,359,000</b>

Claims against the Bank not acknowledged as debt


<u>1,146,924,800</u>	<u>594,359,000</u>
<u><b>52,385,392,257</b></u>	<u><b>50,404,967,861</b></u>


Total off B/S items (Including contingent liabilities)

  
 CFO/Head of Finance & Accounts

  
 Board & Company Secretary

  
 Managing Director

  
 Director


  
 Chairman



**Profit and Loss Account (Un-audited)**  
For the period from January 01, 2020 to June 30, 2020


	From 01 January to June 30, 2020	From 01 January to June 30, 2019	From 01 April to June 30, 2020	From 01 April to June 30, 2019
	Taka	Taka	Taka	Taka
Interest income	15,999,274,337	14,848,570,549	7,100,178,373	7,810,713,456
Less: Interest paid on deposits and borrowings	14,194,097,116	12,898,168,369	6,829,522,033	6,783,916,548
<b>Net interest income</b>	<b>1,805,177,221</b>	<b>1,950,402,180</b>	<b>270,656,340</b>	<b>1,026,796,908</b>
Investment income	2,601,151,104	2,720,542,763	1,178,777,805	1,407,021,908
Commission, exchange and brokerage	585,634,536	700,716,036	261,433,360	302,539,991
Other operating income	245,679,096	347,873,487	151,548,423	246,236,914
<b>Total operating income</b>	<b>5,237,641,957</b>	<b>5,719,534,466</b>	<b>1,862,415,928</b>	<b>2,982,595,721</b>
Salary and allowances	2,125,083,242	1,900,193,407	1,224,271,428	1,037,958,845
Rent, taxes, insurance, electricity etc.	419,782,701	386,561,341	210,529,301	200,338,319
Legal expenses	7,954,592	10,888,484	892,345	6,411,855
Postage, stamp, telecommunication etc.	31,950,947	40,668,309	9,784,218	21,088,890
Stationery, printing, advertisement, etc.	64,913,560	81,217,351	14,092,627	51,927,601
Managing director's salary and allowances	5,070,000	5,220,000	2,535,000	2,835,000
Directors' fees and other benefits	1,635,517	1,533,551	1,235,856	894,158
Audit fees	-	-	-	-
Charges on loan losses	17,490,363	121,483,112	17,442,197	120,232,863
Repairs, maintenance and depreciation	317,425,592	322,695,001	165,987,851	134,865,773
Other expenses	228,239,734	374,227,076	58,432,953	163,383,734
<b>Total operating expenses</b>	<b>3,219,546,248</b>	<b>3,244,687,632</b>	<b>1,705,203,776</b>	<b>1,739,937,038</b>
<b>Profit before provision</b>	<b>2,018,095,709</b>	<b>2,474,846,834</b>	<b>157,212,152</b>	<b>1,242,658,683</b>
Provision for loans and advances				
Specific provision	500,000,000	500,000,000	-	150,000,000
General provision (Including Off B/S items)	-	-	-	-
	500,000,000	500,000,000	-	150,000,000
Provision for other classified assets	-	-	-	-
<b>Total provision</b>	<b>500,000,000</b>	<b>500,000,000</b>	<b>-</b>	<b>150,000,000</b>
<b>Profit before taxes</b>	<b>1,518,095,709</b>	<b>1,974,846,834</b>	<b>157,212,152</b>	<b>1,092,658,683</b>
Provision for taxation	500,000,000	850,000,000	20,000,000	450,000,000
Deferred tax (income)/expenses	-	-	-	-
	500,000,000	850,000,000	20,000,000	450,000,000
<b>Net Profit after taxation</b>	<b>1,018,095,709</b>	<b>1,124,846,834</b>	<b>137,212,152</b>	<b>642,658,683</b>
Retained earnings brought forward from previous year	3,031,886,121	2,977,319,750	-	-
	4,049,981,830	4,102,166,584	137,212,152	642,658,683
<b>Appropriations</b>				
Statutory reserve	(303,619,142)	(394,969,367)	(31,442,430)	(218,531,737)
Dividend ( Bonus )	-	-	-	-
	(303,619,142)	(394,969,367)	(31,442,430)	(218,531,737)
<b>Retained earnings carried forward</b>	<b>3,746,362,688</b>	<b>3,707,197,217</b>	<b>105,769,722</b>	<b>424,126,946</b>
<b>Earnings per share-(Re-stated)</b>	<b>0.35</b>	<b>0.39</b>	<b>0.05</b>	<b>0.22</b>

  
CFO/Head of Finance & Accounts

  
Board & Company Secretary

  
Managing Director

  
Director

  
Chairman





# National Bank Limited

HEAD OFFICE : 18, DILKUSHA COMMERCIAL AREA, DHAKA-1000, BANGLADESH. TEL: PABX: +88-02-9563081-5, 9552700, FAX: 88-02-9554314, E-mail: fad@nblbd.com, URL/website: www.nblbd.com, SWIFT: NBLBDDH

## Cash Flow Statement (Un-Audited) For the period from January 01, 2020 to June 30, 2020

	June 2020 Taka	June 2019 Taka
<b>A) Cash flows from operating activities</b>		
Interest received	11,939,990,252	13,609,785,691
Interest paid	(9,898,505,515)	(9,919,216,878)
Income from Investment	2,273,191,101	2,623,165,764
Fees, commission, exchange & brokerage	585,634,536	700,716,036
Cash paid to employees	(2,131,788,759)	(1,906,946,958)
Cash paid to suppliers	(684,802,155)	(656,462,301)
Income taxes paid	(1,543,750,509)	(1,796,926,494)
Received from other operating activities	245,618,510	344,598,869
Paid for other operating activities	(228,239,734)	(374,227,076)
<b>Operating profit before changes in operating assets and liabilities</b>	<b>557,347,727</b>	<b>2,624,486,653</b>
<b>Increase/(decrease) in operating assets &amp; liabilities</b>		
Sale of trading securities	46,602,384	279,660,435
Purchase of trading securities	(60,245,692)	(375,330,963)
Loans and advances to other banks	-	-
Loans and advances to customers	(22,151,893,157)	(19,634,394,009)
Other assets	(2,864,225,880)	(1,442,551,083)
Deposits from other Banks	(7,487,543,552)	1,336,469,630
Deposits from customers	12,484,267,212	13,998,341,138
Other liabilities	16,985,156	(236,917,340)
	<b>(20,016,053,529)</b>	<b>(6,074,722,192)</b>
<b>Net cash used in operating activities</b>	<b>(19,458,705,802)</b>	<b>(3,450,235,539)</b>
<b>B) Cash flows from investing activities</b>		
Proceeds from sale of Govt. & Unquoted securities	21,680,910,867	6,334,617,930
Investment made during the year (Govt. & Un-quoted securities)	(8,410,827,999)	(4,603,969,622)
Purchase of property, plant and equipment	(133,155,895)	(150,983,849)
Sale proceeds of fixed assets	22,018	3,193,686
<b>Net cash received from investing activities</b>	<b>13,136,948,991</b>	<b>1,582,858,145</b>
<b>C) Cash flows from financing activities</b>		
Borrowings from Other Banks, Financial Institutions and agents	2,434,391,097	6,222,249,961
<b>Net cash received from financing activities</b>	<b>2,434,391,097</b>	<b>6,222,249,961</b>
<b>D) Net increase / (decrease) in cash and cash-equivalents (A+B+C)</b>	<b>(3,887,365,714)</b>	<b>4,354,872,567</b>
<b>E) Effects of exchange rate changes on cash and cash-equivalents</b>	<b>-</b>	<b>-</b>
<b>F) Cash and cash-equivalents at beginning of the period</b>	<b>28,541,132,208</b>	<b>25,281,713,177</b>
<b>G) Cash and cash-equivalents at end of the period (D+E+F)</b>	<b>24,653,766,494</b>	<b>29,636,585,744</b>
<b>Cash and cash-equivalents at end of the period</b>		
Cash in hand (including foreign currencies)	4,038,391,521	4,173,363,229
Balances with Bangladesh Bank and its agent bank (s)	16,390,679,949	20,806,750,963
Balances with other Banks and Financial Institutions	4,127,674,224	4,556,342,752
Money at call and short notice	91,300,000	91,300,000
Prize bonds	5,720,800	8,828,800
	<b>24,653,766,494</b>	<b>29,636,585,744</b>



**National Bank Limited**  
**Statement of Changes in Equity (Un-Audited)**  
**For the period ended June 30, 2020**

Particulars	Paid up Capital	Statutory Reserve	Other Reserve	Retained Earnings	(Figure in BDT)	
					Total	Total
Balance on 01 January 2020	29,203,987,040	15,835,709,954	965,975,208	3,031,886,121		49,037,558,323
Net profit for the period	-	-	-	1,018,095,709		1,018,095,709
Addition during the period	-	303,619,142	-	(303,619,142)		-
Addition /Adjustment of Revaluation Reserve of Govt. Treasury Bill, Bond and other Investments	-	-	78,080,166	-		78,080,166
Transfer from general reserve for appropriation	-	-	-	-		-
<b>Balance at June 30, 2020</b>	<b>29,203,987,040</b>	<b>16,139,329,096</b>	<b>1,044,055,374</b>	<b>3,746,362,688</b>		<b>50,133,734,198</b>
<b>Balance at December 31, 2019</b>	<b>29,203,987,040</b>	<b>15,835,709,954</b>	<b>965,975,208</b>	<b>3,031,886,121</b>		<b>49,037,558,323</b>